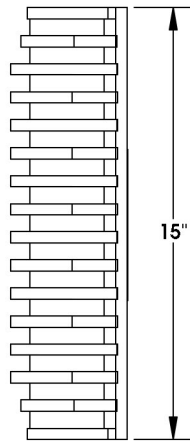
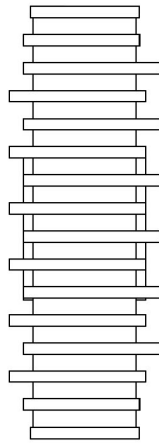
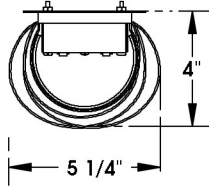


# TOP BRASS LIGHTING



## C1001 CAGE SCONCE

This sconce was developed for a customer who needed an "indestructible" LED sconce. It is made from power-coat painted steel surrounding an opal acrylic diffuser. The 12w. dedicated LED light source is 2700K and is ETL listed for 120/277v.